



# Horse Care Instructions

## Articulation

- The horse's are durable, but not indestructible. The legs should easily articulate in the direction they are being bent. If the joint is not bending, do not use excessive force.
- If your horse seems out of sorts or a bit lame, you may contact our Veterinary Clinic.

## Taming the forelock, mane & tail

Our horses need to be "groomed" from time to time to keep them looking fresh.

- Use a comb and water to smooth the forelock, mane and tail when necessary.
- If the forelock becomes unruly, wet it and secure it to the horse's nose with a hair elastic. Keep the elastic on until the forelock is dry. The forelock should then stay in place.
- If the forelock, mane or tail becomes uneven at the ends, it may be trimmed with sharp scissors.


## Mane & tail care

All of our horses and ponies come with a full length mane and tail. We intentionally leave the hair long so that you can customize your horse's look.

- A **natural** mane grows full and long.
- A **pulled** mane is shorter and layered.
- A **banded** mane is sectioned off into tiny ponytails fastened by bands that match the mane color.



*Natural Mane*

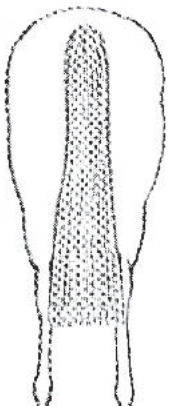


*Pulled Mane*

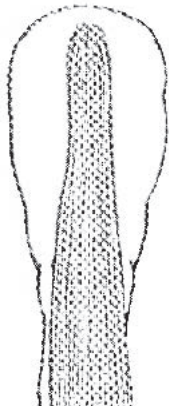


*Banded Mane*

Horse's tails are all different. Some grow long and full, some are short and thin, but they all tend to look tapered at the end.




*Short Banded Tail*



*Long Banded Tail*

- Every Paradise Horse comes with a **banded** tail. This means it is cut straight across. Banded tails can either be long or short and they make the tails look neat and full.



*Tapered Tail*

- A **tapered** tail is layered and graduates to a point.